

TABLE OF CONTENTS

President's Message	3
Awards and Annual General Meeting Information	4
Gardening on the Greenway	5
2024 Program of Events	7
2024 Executive, Honourary Life Members	8
Rules for Exhibiting	9
Conditioning Cut Flowers for the Show	11
Best of Show and Terminology	12
Class 1 New Exhibitors Only	13
Class 2 Cut Flowers	13
Class 4 Baskets	15
Class 5 Flower Arrangements	15
Class 6 Potted Plants	18
Container Gardening	18
Hints on Exhibiting Vegetables	19
Class 7 Vegetables	21
Class 8 Fruit	23
Class 9 Junior Gardening Competition	24
Class 10 Junior Exhibits	28
Class 11 Artwork	32
Class 12 Photography	34
Standards for Judging Home Baking	36
Class 13 Baking	37
Guides for Preserving	41
Class 14 Preserves	42
Standards for Judging Handicrafts	44
Standards for Judging Clothing	45
Class 15 Handicrafts	46
Rules for 2024 MAAS Quilt Competition	47
Class 16 Senior Handicrafts	52

Mission Statement

To encourage excellence in horticulture, baking,
handicrafts, graphic arts, and
To provide opportunities for the wider development of these skills.
To instill a love of gardening, especially among our youth.
To promote beautification of our homes and environment.
To maintain an awareness of St. Vital's agricultural traditions.



**Terry Duguid
MP**

**Winnipeg
South**

204-984-6787

terry.duguid@parl.gc.ca



**Dan Vandal
MP**

**Saint Boniface
Saint Vital**

204-983-3183

dan.vandal@parl.gc.ca



**Thank you volunteers and wishing
you a successful fair!**

**Merci aux bénévoles et nous
vous souhaitons une foire réussie!**



Notes

A Message from the President:

**Welcome to St. Vital Agricultural Society's
113th Annual Fair and Display
August 9 & 10, 2024**

The theme for this year's fair and display is "Our shared stories our shared future" in celebration of Winnipeg's 150th.

Sincere thanks to the Board of Directors. Their commitment to the agricultural society and the community gardens has been unwavering. Thank you for all your hard work in making our fair a reality in 2024. Special thanks to Don Berthman for the design of the fair book cover depicting our theme for this year.

Many thanks to our generous sponsors and advertisers who are so supportive of the fair and other activities. Please support them and let them know that you saw their ad in our book. Thank you to the many volunteers who have combined talents and efforts to bring us the fair. They are the key to success of any community event.

A great way to participate at the Fair is to enter exhibits. Check out this Fair Book or online at svas.ca and see how many opportunities there are for "friendly competition". We look forward to creativity!

So many things to do at the fair - admire the many judged entries; appreciate the varied displays; say hello and ask questions of the many demonstrators and vendors as they share their expertise and talents. Enjoy seniors' afternoon; the annual BBQ; Winnipeg South Lions Club pancake breakfast and hot dog lunch; the Farmers'/Crafters' Market; kids' activities and much more. Bring family and friends to have fun and get your picture taken at the fun photo prop. Plan to participate! See you at the fair!

Karen Irvine
President
Board of Directors
St. Vital Agricultural Society

Important 2024 S.V.A.S. Dates:
Annual Awards

- Presentation of prize money and special awards by the St. Vital Agricultural Society and sponsors to winning exhibitors

Thursday, August 29, 2024 7:00 p.m.

The United Church in Meadowood- 1111 Dakota Street

Light refreshments will be served. Due to postage and bank costs all prize monies not picked up within 30 days of Awards Night will revert back to the Society and be considered a donation. If unable to attend please contact : Karen Irvine 204 253-6022 or kkirvine@mymts.net

Volunteer Night & Annual General Meeting

Thursday, November 14, 2024 7:00 p.m.

The United Church in Meadowood- 1111 Dakota Street

- Reports: Treasurer, Community Gardens, President
- Election of Board
- Open to All
- Coffee and Dessert following the meeting



Thank you for your support!

TOP HAT Florist

Come & visit us for all your floral needs.

We have a large selection of arrangements to meet your every need.



FOR CITY & WORLD WIDE DELIVERY

Call 233-2426


569 St. Mary's Road

FTD ♦ Flowers-By-Wire ♦ Teleflora

Major credit cards accepted!

Congratulations
St. Vital Agricultural Society
Annual Fair 2024

TYLER BLASHKO
Your MLA for Lagimodière



204-583-7423
tyler.blashko@yourmanitoba.ca

CLASS 16 – SENIORS HANDICRAFTS

65 Years and Older

Director in charge: Karen Irvine ph. 204 253-6022

kkirvine@mymts.net

All articles must be entirely the work of the exhibitor, unless otherwise specified, and **completed since August 2023**. Any article previously exhibited at St. Vital Fair is not eligible. **Only one entry per section. No dates, names or initials should show.** Soiled, unfinished, or worn articles will not be accepted.

1st Prize - \$5.00 2nd Prize - \$4.00 3rd Prize - \$3.00

- 900. 2 pc. knitted set consisting of headwear, neckwear &/ or mitts
- 901. Small knitted article, not listed
- 902. Large knitted article
- 903. Small crocheted article
- 904. Large crocheted article
- 905. Machine embroidered article
- 906. Hand embroidered article, eg. cross stitch, needlepoint
- 907. Small sewn article
- 908. Large sewn article
- 909. Small quilted article
- 910. Large quilted article
- 911. Woodwork article

*****Section 912 is sponsored by Debbie Bryce in memory of her father Gord Bryce**

- 912. Woodcarving article
- 913. Painting - oil, acrylic or watercolour
- 914. Scrapbooking - two page layout any theme
- 915. Handmade cards - 3 any theme
- 916. Handcrafted article not listed, name craft
- 917. Article made from recycled material (state source and use)



GARDENING ON THE GREENWAY

2023 marked the 6th year of operation for the Sesquicentennial community garden and the 3rd year for the Manitoba 150/Covid-19 relief community garden and the Manitoba 150 pollinator garden. All gardeners from 2022 returned in 2023 and how wonderful that was! Unfortunately, we could not offer any new gardeners a plot and so the waitlist continues to be long. SVAS provided mushroom compost to the gardeners to refresh their plots. Mother Nature was not quite as kind to us, as in 2022, but gardeners diligently hauled many buckets of water over the growing season. Consequently, the gardens grew beautifully and provided an abundance of vegetables. Many gardeners shared their surplus with food banks which was welcomed by families in the community in need of assistance.

It is wonderful to know that SVAS has been able to offer gardening opportunities to many different ethnic and age groups in the community. SVAS welcomed 4 young gardeners who took part in onsite container gardening. They signed up for the junior container gardening competition, with cucumber, carrots, marigold and zinnias seeds that were provided. SVAS also welcomed 4 young gardeners who took part in the plot gardening, using half plots. Seeds provided included beans, carrots, beets, bachelor buttons, marigolds and zinnias. It was a pleasure to see their exhibits at the fair and the ribbon awards for their superb entries. Always a delight to see how proud the juniors are of their accomplishments!

SVAS likes to recognize gardeners who have gone over and beyond with tending their plots. In July, Horticultural Judges were on site to view and judge the gardens. Congratulations to the winner of the Grand Champion Gardens in each of the community gardens who will receive a free plot in 2024, and congratulations to the honourable mention winners. Great job on the design and care of your plots. During the summer, Sterling Mennonite Fellowship brought children in their day camp to help weed and water for three hours in an afternoon. Wonderful offering and kids were great!


Over the season, volunteers were invaluable to operating the site. These included items for site maintenance, for composting, for tree and shrub maintenance and for the Manitoba 150 pollinator garden. Heartful thanks to everyone who helped out.

Dennis Brown

SVAS Community Garden Coordinator 2024

Congratulations
St. Vital Agricultural Society
Annual Fair 2024

JAMIE MOSES
Your MLA for St. Vital



204-219-5407
jamie.moses@yourmanitoba.ca

(Continued from page 50)

HANDCRAFTS

- 862. Christmas novelties (no wreaths)
- 863. Christmas tree ornaments, 4, to be mounted on cardboard
- 864. Door decoration
- 865. Fancy cushion, filled
- 866. Stuffed toy (no dolls) - child safe - not knitted or crocheted
- 867. Entirely stuffed dressed doll - handcrafted by exhibitor
- 868. Dressed doll - commercial doll - clothing handcrafted by exhibitor
- 869. Doll clothing (4 to 6 pieces) - must be mounted on cardboard, no models

*****Sections 870 to 873 are sponsored by Debbie Bryce in memory of her father Gord Bryce**

- 870. Chip carving
- 871. Bark carving faces - human
- 872. Animal and/or bird carvings
- 873. Woodcarving, 1 article
- 874. Woodwork, 1 article
- 875. Beadwork or jewelry
- 876. Article made from recycled material (state source and use)
- 877. Deck or garden decor
- 878. Rug any media
- 879. Scrapbooking, 2 page layout - occasion or event
- 880. Scrapbooking, 2 page layout - any other theme
- 881. Scrapbooking album - occasion or event
- 882. Scrapbooking album - any other theme
- 883. Handmade cards, 3 - Christmas
- 884. Handmade cards, 3 - using more than one medium
- 885. Handmade cards, 3 - any other theme
- 886. Felted article - any medium
- 887. Any craft, not listed, name craft

(Continued from page 49)

***** Section 835 - 1st Prize - \$10.00 2nd - \$6.00 3rd - \$4.00**

835. Afghan, bedspread or tablecloth

SEWING

\$25.00 Gift Certificate for the most points in

Sewing Sections 836-851 is awarded by

Fabricland, 1895 Pembina Hwy.

836. Clothing made with fleece, 1 article

837. Apron

838. Shirt or blouse with sleeves

839. Adult's skirt or pants, with zipper

840. Halloween costume

841. Quilt block, 8 1/2" - 12 1/2" - leave edges unfinished

842. Child's dress, or 2 piece outfit, up to size 10

843. Sleepwear, any size

844. Housecoat or bathrobe

845. Reusable shopping tote

846. Machine embroidery, handmade article

847. Article made from recycled jeans

848. Item with a holiday theme (e.g. Christmas, Easter, Valentines, etc.)

849. Small article, not listed

850. Adult dress

851. Large article, not listed

NEEDLEWORK

***** All pictures must be framed.** (No liquid embroidery)

1st Prize in Sections 852 - 861 are sponsored by

Lizzy B's Needle Art Supplies & Custom Picture Framing

39 St. Anne's Road www.lizzyb.ca

1st Prize - \$15.00 Gift Certificate 2nd - \$6.00 3rd - \$4.00

852. Hand embroidery, 1 article, no picture or counted cross stitch

853. Embroidered picture, finished

854. Needlepoint picture

855. Petit point picture

856. Counted cross stitch, 1 finished article, no picture

857. Counted cross stitch picture, completely stitched

858. Counted cross stitch picture, material showing

859. Beaded stitch picture

860. Canvas work, a variety of stitches (no plastic canvas)

861. Hardanger, any article

2024 Program

Check our website www.svas.ca for updates

Admission: Adults \$5.00 for both days

16 & under free when accompanied by an adult

THURSDAY, AUGUST 8th

6:00-8:30 p.m. Entry night - placing of exhibits

FRIDAY, AUGUST 9th

2:30 p.m. **Fair Opens - Exhibits & Displays**

2:30-4:30 p.m. Seniors Afternoon - Light Refreshments
provided by Meadowood Seniors Club
Gardening, Flower arranging, Craft and
Wood carving demonstrations

5:30-6:30 p.m. "Annual Barbecue/Dinner"

8:30 p.m. Closing

SATURDAY, AUGUST 10th

9:00 a.m. Fair Open to Public - Exhibits & Displays

9:00-11:00 a.m. Pancake Breakfast: Winnipeg South Lions
Club

11:00-2:00 p.m. Hot dogs: Winnipeg South Lions Club

9:00-3:00 p.m. Farmers'/Crafters' Market
Gardening/Flower arranging, Bonsai
Wood Carving: ADANAC /Meadowood U.C.
Children's activities

4:30 p.m. **Fair closes to the public**

5:00 - 6:00 p.m. Exhibitors to pick up exhibits.

*****Exhibits MAY NOT be removed before 5:00 P.M.**

THIS REQUEST IS FINAL



PO Box 58001 RPO Bishop Grandin
Winnipeg, MB R2M 2R6

Honourary Life Members:

Ben deBeer Val Johnson Rita O'Neill Oliver Trnka

2024 Executive

Karen Irvine	President	204 253-6022
Pam McFarlane	Vice President	204 294-0357
Karen Fontaine	Past President	204 254-0443
	Secretary—vacant	
	Treasurer -vacant	

Directors

Dennis Brown	204 255-8323
Lynne Bzovy	204 256-1723
Marcel Fraser	204 269-9505
Twylla McKendry	204 256-8831
Oliver Trnka	204 257-6372

Fair Committee

Don & Judy Berthman	204 261-4891
Lori Graham	204 261-3192
Debbie Innes	204 269-7471

(Continued from page 48)

All prize monies for all handicraft sections unless stated:
1st Prize - \$5.00 2nd Prize - \$4.00 3rd Prize - \$3.00

KNITTED ARTICLES

***\$30.00 Gift Certificate for the most points and \$20.00 gift Certificate for the 2nd most points in Knitting Sections 816 - 827 are awarded by Wolseley Wool 889 Westminster Ave.
www.wolseleywool.com

***Sections 816- 819 are sponsored by Karen Jack in honour of her mom, Islay Jack

816. 2 pc. knitted set consisting of headwear & neckwear (e.g. scarf, cowl, etc.)

817. Mitts

818. Socks

819. Slippers

820. Baby dress or baby sweater set (2 or 3 pieces)

821. Pullover sweater any size

822. Cardigan, buttoned or zippered, any size

823. Toy, child safe

824. Kitchen item (e.g. 3 dishcloths, 3 scrubbies, tea cozy)

825. Adult's shawl, baby afghan or lap robe

826. Small article, not listed (e.g. purse, doily, etc.)

*** Section 827 - 1st Prize - \$10.00 2nd - \$6.00 3rd - \$4.00

827. Afghan, bedspread, or tablecloth.

Special All entries will be donated to Koats for Kids sponsored by Karen Jack in memory of her dad, Alex Jack
1st Prize - \$10.00 2nd Prize - \$6.00 3rd Prize - \$4.00

828. 2 pc. knitted set consisting of headwear & neckwear or mitts for child age 6–12

CROCHET

***\$30.00 Gift Certificate for the most points and \$20.00 gift Certificate for the 2nd most points in Knitting Sections 829 - 835 are awarded by Wolseley Wool 889 Westminster Ave.
www.wolseleywool.com

829. 2 pc. crocheted set consisting of headwear & neckwear (e.g. scarf, cowl, etc)

830. Slippers

831. Baby dress or baby sweater set (2 or 3 pieces)

832. Adult's shawl, baby afghan or lap robe

833. Toy, child safe

834. Small article, not listed (e.g. 3 dishcloths, 3 scrubbies, tea cozy or doily, etc.)

(Continued on page 50)

11. Quilters must sign a release form when the quilt is entered at the local event.
12. A Judges Score Sheet will be distributed to all Societies, which must be used to judge the quilts. Any quilt not scoring 70 or more points will not qualify for the District or Provincial Competition.
13. Each Society may select up to eight quilts (2 hand quilted, 2 domestic, 2 track and 2 computerized) at their Fair to participate in the District Competition. Up to a total of eight quilts will be chosen at the District Competition to go on to the Provincial Competition.
14. Exhibitors may enter more than one quilt in this competition. However, they may only have one in each category advance to the Provincial Competition.
15. Any quilt may be entered in competition at as many Fairs as the exhibitor wishes. However, it may only represent the Society where it was first entered in the Provincial Competition and won. The exhibitor must advise Societies at the time of entry if their quilt is a winner at a previous fair.
16. If an exhibitor does not wish to participate in the Provincial Competition, the runner-up quilt with a score higher than 70 will be selected to represent the society in the District Competition.
17. At the district level prize monies will be awarded for the top quilts in each category. At the provincial finals, there will be prize monies available in the Hand Quilted, Domestic, Track and Computerized Quilting Categories.
18. All District Winners/Provincial Entries will be held for display at the Provincial Quilt Finals; and are encouraged to be available for the 2024 Red River Ex. Quilters are responsible to deliver/pick up their quilt(s).
19. MAAS will take the utmost care of the quilts; however, quilt owners are responsible for insuring their own quilts, if they so choose. The sponsors, societies and M.A.A.S. will not be liable for damage or loss.
20. For more information - contact - kkirvine@mymts.net - phone - 204-253-6022 and leave a message.

(Continued on page 49)

PLEASE READ THE FOLLOWING RULES BEFORE ENTERING

1. Competition in all classes is open to all except where otherwise specified.
2. It is required that the completed entry form BE LEFT WITH THE SHOW SECRETARY AT TIME OF PLACING ENTRIES. Include Membership number, description of entries, section number. **PLEASE PRINT your name, address, phone number, postal code and e-mail address.**
3. All adults require a \$10.00 membership for the current year. This entitles each member to five free entries, each additional entry is 25 cents.
4. Junior (16 years and under) entrants require a \$3.00 membership when entering Junior Classes only.
5. Juniors entering both Junior and Adult Classes require a \$10.00 membership. This entitles the exhibitor to an unlimited number of entries in the Junior Classes, five free entries in the Adult Classes with a 25 cent fee for each additional entry.
6. In all classes, only one entry in each section is allowed except where otherwise noted. **Soiled, unfinished, or worn articles will not be accepted.**
7. Exhibits must be **grown** by the exhibitor, within the last year. Potted plants must have been in possession of the exhibitor at least eight weeks previous to the show. All handicraft exhibits completed since August 2023 will be allowed. No article that has previously been awarded a prize is eligible for further awards. Two exhibitors will not be allowed to exhibit entries from the same garden in one section.
8. The judges may withhold any prizes, if in their opinion the entry is not worthy of the same. In the case of only one entry in a section an award will not be given unless the exhibit merits it.
9. Should any fraud or deception be detected on the part of any exhibitor, the judge or director may withhold any prize money from such exhibitor.

10. PROTESTS- no protests shall be allowed against the decision of the judges, except:
- where exhibitors are not in accordance with the schedule and rule of the society
 - or where any fraud or deception has been practised by an exhibitor in which case protests can be made; such protests must be made in writing and placed in the hands of the show secretary before closing on the day award protest has been made. Each protest must be accompanied by a fee of three dollars (\$3.00) which will be returned if protest is upheld. **All questions in regard to exhibits or awards are to be referred to the show committee comprised of the president, show coordinator and director of the class in question.**
11. Payments will be made on the Annual Awards Night. If there are any errors or omissions in statements of prize money, the Treasurer must be advised within one week of receipt of same or no adjustment will be made.
12. Specifications of the prize list will be strictly adhered to.
13. The directors of the Society will not be responsible for the loss of any exhibit from show rooms but precautions will be taken by directors to safeguard all exhibits. The directors in charge will have buildings cleared of spectators at 4:30 p.m. on last day of fair. Only exhibitors and their helpers will be admitted between 5:00 - 6:00 p.m. to pick up exhibits. No exhibits to be removed before 5:00 p.m.
14. Where sections state bowls, baskets or containers, **the exhibitor is required to supply them.**
15. All entries in the prize list are eligible for honourable mention ribbons or an award of merit for an outstanding exhibit - at the judge's discretion.

NOTE: ALL QUALIFYING EXHIBITS WHICH HAVE BEEN ENTERED IN THE WRONG SECTION MAY, AT THE DISCRETION OF THE DIRECTORS IN CHARGE, BE TRANSFERRED TO THE PROPER SECTION

(Continued from page 46)

All prize monies for Sections 808 to 813:
1st Prize - \$8.00 2nd Prize - \$5.00 3rd Prize - \$3.00

808. Quilt or wall hanging made with or incorporating panels
809. Quilted tote or shoulder bag,
810. Baby/crib quilt
811. Lap quilt
812. Rag Quilt
813. Quilted article, not listed

2024 Manitoba Ag Society Provincial Quilt Competition

Rules and Regulations (Subject to changes)

Non-adherence to these Rules can result in disqualification

1. Competition is open to all quilt exhibitors.
2. The judging criteria are included in the "Judging Standards" Fair Book.
3. Quilts may be entered in four categories:
 - hand quilted
 - domestic/mid arm - fabric is manipulated by hand under a fixed machine
 - Track (mid/long arm) - this includes where the machine rides on wheels and moves over the fabric and the machine is hand guided. No computer programmed quilting will be allowed.
 - computerized quilting - where the quilting design has been computer programmed
4. The quilt must be completely done by the person submitting the quilt.
5. No commercial quilting will be allowed (machine quilted by someone other than the exhibitor).
6. Quilts must have an appropriate title and give appropriate credit to pattern designer if not original.
7. Quilts must be clean; any with stains and/or markings; pet hair will not be accepted.
8. Quilts must have a perimeter of at least 240 inches (590 cm) to be considered for the competition.
9. A fabric quilt label must be attached to the bottom right corner on the backside of the quilt entry. Labels must be covered at all judging levels.
10. Quilts must be delivered/packaged in a durable and labeled clear plastic bag for handling.

(Continued on page 48)

CLASS 15 - HANDICRAFTS

Director in charge: Karen Irvine ph. 204 253-6022
kkirvine@mymts.net

AGGREGATE AWARD FOR HANDICRAFTS

SPECIAL AWARD RIBBON FOR BEST HANDICRAFT

All articles must be entirely the work of the exhibitor, unless otherwise specified, and **completed since August 2023**. Any article previously exhibited at St. Vital Fair is not eligible. **Only one entry per section. No dates, names or initials should show.** Soiled, unfinished, or worn articles will not be accepted.

Junior and Senior Classes listed separately

QUILTING

******"St. Vital Agricultural Society Quilt Form"** must be filled out, signed and attached to all quilts on entry night.

Size suggestions for quilts: Baby 42"x 52", Crib 45"x60, Lap 60"x72", Twin 65"x 88", Double 80"x 88", Queen 86"x 93", King 104"x 93"

***All quilts in sections 800, 801, 802 and 803 must have a perimeter of at least 240" (590cm).

1st Prize - \$10.00 2nd Prize - \$6.00 3rd Prize - \$4.00

800. Patchwork quilt

801. Appliqued quilt

1st Prize in Sections 802- 807 are sponsored by
Carellan Sewing Centre, 1685 Corydon Avenue
www.carellansewing.com

1st Prize - \$15.00 Gift Certificate 2nd - \$6.00 3rd - \$4.00

802. Quilt, any other variety

803. Quilt, any variety, sewn by exhibitor and professionally quilted

804. Wall hanging, **must have sleeve to hang**, machine quilted

805. Table or bed runner, machine quilted

806. Baby quilt, machine quilted

807. Set of two mug rugs or two placemats, or table centerpiece

(Continued on page 47)

Conditioning Cut Flowers for the Flower Show

Most flowers should be cut under water and placed immediately into a container holding 5 - 7.5 cm. (2 to 3 in.) of water. Flowers should be cut just before full bloom, otherwise they will not last the three days of a flower show. Flower beds, should be checked daily, with careful attention to colour and shape of the petals. For cut flowers to be shown in containers, near show day choose and mark the freshest stems with a bit of masking tape, since there isn't time to examine every bloom, the evening before the show. A pink to red bloom that begins to show a purplish tinge is on its way out, i.e. petunias, roses, zinnias, stocks, larkspur, phlox, etc.

When cutting your flowers, a sharp knife is preferable to scissors. Place flowers in a container of hot water in the shade of a fence or shrub as you are cutting.

To prevent damage to blooms, have separate containers for different flowers. Save large juice cans and large glass jars for this purpose.

Flowers Requiring Warm Water

Ageratum	Asters	Bachelor Buttons
Bells of Ireland	Candytuft	Carnations
Columbine	Coral Bells	Cosmos
Daffodils	Dahlia	Daisies
Delphinium	Dusty Miller	Forget-Me-Not
Gaillardia	Gladiolus	Lilies
Lily of the Valley	Marigold	Nasturtiums
Nicotiana	Peony	Petunia
Phlox	Roses	Salpiglossis
Scabiosa	Snapdragon	Stocks
Sweet Peas	Tulips	Verbena
Zinnia		

Flowers Requiring Cold Water

Pansies	Viola
---------	-------

Flowers Requiring Boiling Water or Burn Ends

Poinsettia	Poppies	Snow on the Mtn.
------------	---------	------------------

Foliage - Submerge in a pail of lukewarm water overnight

Barberry	Caragana	Chokecherry
Cistina Cherry	Clematis	Coleus
Cotoneaster	Dogwood	Honeysuckle
Evergreens	Peony	Purple Passion Plant
Spirea	Wandering Jew	

BEST OF SHOW

The Red River Exhibition Association will award a **"Best of Show"** rosette as well as a \$25.00 cheque to the winning entrant. The fair will determine what they consider the best of show - it can be in any category - art, photo, horticulture or handcraft.

- Criteria for the award could include:
- Originality
- Workmanship
- Level of technique used
- Design - decorative and structural
- Visual impact
- Color
- Overall appearance

TERMINOLOGY

- BLOOM - an individual flower, one to a stem with leaves, buds removed.
- COLLECTION - a number of kinds and/or cultivars of flowers, plants, fruits and/or vegetables shown as one exhibit. The quality, number, rarity and the horticultural perfection of the items to be considered.
- DISPLAY - an attractive exhibit of flowers, fruits and plants or vegetables covering a definite number of specimens or given area, arranged to create a pleasing effect. Quality of material and artistry of arrangement are to be considered.
- SPIKE - an upright stem carrying several flowers, usually with small pedicels (stalks) such as gladiolus and snapdragons.
- SPRAY - a portion of a plant with a number of flowers such as chrysanthemum and floribunda roses.
- STEM - refers to the portion of the plant on which several florets in dense or open clusters are produced. Examples: sweet peas or clarkia.
- FILLER - Small flowers such as gypsophila, etc. and suitable foliage used with an exhibit in a secondary role.

STANDARDS FOR JUDGING CLOTHING

- (6) **First Impression** - individuality, suitability and creativity in choice of fabric, colour, and decoration - harmony - Does it look like it all belongs together?
- ♦ Fabric suitable to design, up-to-date, fashionable, attractive
 - ♦ Findings: buttons, trims, etc., complementary and serviceable - Do they work?
 - ♦ Style and design: fashionable, attractive, up-to-date.
 - ♦ Clean and well pressed
 - ♦ Appropriate and creative use of sewing machine or serger/overlock, or combination of both
- (11) **Presentation** - finishing details (judged from the outside of garment)
- Garment cut on grain
 - ♦ Matching of any predominate design on fabric, i.e. plaids, stripes, flowers
 - ♦ Correct construction of any fashion details, i.e. buttonholes, pockets, belts, zippers, pleats, darts
 - ♦ Sleeves: if set in sleeve, sleeve should be smooth across the cap, no puckers, or gathers - exception is a puffed sleeve
 - ♦ Collar points: sharp, both the same length and shape
 - ♦ Top stitching: straight, acceptable stitch length
 - ♦ Hem: smooth, not puckered, suitable to the purpose of the garment
- (4) **Workmanship**: (judged from the inside of garment)
- ♦ Seam finish, if necessary (knit fabrics do not require a seam finish unless they ravel - wovens require a seam finish)
 - ♦ Stitching: proper tension, correct length of stitch appropriate for weight of the fabric used - if stretch fabric, seam must stretch and not pop
 - ♦ Suitable weight and application of interfacing where body and shaping is required on a garment
 - ♦ Hem finish: suitable to purpose of garment
 - ♦ Facings: construction techniques suitable to wear of garment
 - ♦ Armhole seam: slashing of underarm is not recommended- should be trimmed and fairly narrow to be comfortable
 - ♦ Are construction techniques suitable to the wear or purpose of the garment?

STANDARDS FOR JUDGING HANDICRAFTS

Merit is given for originality, innovative use of new ideas, and fresh interpretations of traditional designs and/or techniques.

(6) General Appearance, Impact, Colour

- ♦ Article is neat, clean, tidy, free from markings.
- ♦ Dimensions are accurate (i.e. both sleeves are the same length).
- ♦ Frame suits design and technique.
- ♦ Borders are equal on sides and top, wider on bottom edge.
- ♦ Fabrics are on the grain.
- ♦ Article is ready to use.
- ♦ Materials, time, and money spent in making article is justified by its beauty, usefulness, and durability.
- ♦ Colours look attractive together, and suit design and use of the article. Up-to-date styles and new products are encouraged.

(11) Creative Design

- ♦ Size and shape suits use of article. Materials chosen are appropriate for its use. Design principles are satisfied.
- ♦ Balance - Both sides of design have equal visual weight. Large/bright object close to centre balances smaller/duller object further from the centre. Heaviest objects are near the bottom.
- ♦ Rhythm - Repetition of shapes or colours draws eye around whole object.
- ♦ Harmony - All aspects (line, shape, colour, size, texture, idea) go together.
- ♦ Proportion - Size of parts of design are in proportion to the whole object and each other. Design is not divided exactly in 1/2 or 1/3.
- ♦ Emphasis- focal point of design gives eye a place to stop.

(4) Workmanship

- ♦ Has the article been crafted using reasonable standards of quality workmanship? Does the quality of work affect the appearance and/or usefulness of the article?

CLASS 1 - NEW EXHIBITORS ONLY

Director in charge: Karen Irvine ph. 204 253-6022
kkirvine@mymts.net

Open to exhibitors that have not previously entered at the St. Vital Agricultural Annual Display & Fair. Please refer to the rules on page 10 & 11.

Class 1 is sponsored by Karen Irvine

1st Prize - \$3.00 2nd Prize - \$2.00 3rd Prize - \$1.00

\$10.00 gift prize to the new exhibitor with the most points in Class 1

1. Sewing, one article
2. Quilted article, finished
3. Drop cookies, 4
4. Knitted, one article
5. Crocheted, one article

CLASS 2 - CUT FLOWERS

Member in charge: Debbie Innes
(204)269-7471 dinnes@mymts.net

Prize monies for all Cut Flower Sections unless stated:

1st Prize - \$3.00 2nd Prize - \$2.00 3rd Prize - \$1.00

AGGREGATE AWARD FOR CUT FLOWERS
SPECIAL AWARD RIBBON FOR BEST CUT FLOWER

ANNUALS

*** Sections 22 to 46 to be shown in bottles supplied by the Society.

22. Asters, 3 blooms
23. Celosia, 3 stems
24. Cosmos, 3 sprays
25. Dianthus, 3 stems
26. Gloriosa Daisy (Rudbeckia), 3 blooms
27. Larkspur, 3 stems
28. Marigold, under 5cm (2 in.), 6 blooms
29. Marigold, over 5 cm. (2 in.), 3 blooms
30. Nicotiana, 3 stems
31. Phlox, 3 stems
32. Salvia, 3 stems
33. Stocks, 3 spikes
34. Snapdragons, tall, 3 spikes
35. Snapdragons, intermediate, 3 spikes
36. Zinnia, dahlia type, 3 blooms
37. Zinnia, cactus type, 3 blooms
38. Zinnia, pom pom, 6 blooms
39. Any other variety not listed, 3

PERENNIALS - only those wintered outdoors

- 40. Chrysanthemum, 3 sprays
- 41. Coneflower (Echinacea), any colour, 3 blooms
- 42. Lily, 1 spike (not day lily)
- 43. Phlox, 3 sprays
- 44. Shasta Daisy, 3 blooms
- 45. Hydrangea, 3 blooms
- 46. Any other variety not listed, 3 sprays or blooms

***Exhibitors may enter more than one entry in sections 47, 48, and 49.

In order to qualify for more than one prize, different varieties must be exhibited. Only points from the highest winning award will count towards aggregate award.

***Sections 47 - 61 to be shown in vase/containers supplied by exhibitor.

- 47. Hybrid Tea Rose, any colour or variety, 1 bloom
- 48. Shrub Rose, modern hybrid, 1 spray
- 49. Floribunda Rose, 1 spray
- 51. Begonias, 3 blooms
- 52. Nasturtiums
- 53. Pansies
- 54. Petunias, single
- 55. Petunias, double
- 56. Sweet Peas
- 57. Verbena
- 58. Flowers, all blue or all yellow minimum 3 varieties
- 59. Flowers, assorted colours, minimum 4 varieties
- 60. Flowers, all one colour, except blue or yellow, minimum 3 varieties
- 61. Flowers, any other variety annual not listed

GLADIOLUS - ANY SIZE

*** Sections 69 to 73 to be shown in bottles supplied by the Society.

- 69. 1 Spike, white or cream
- 70. 1 Spike, yellow, orange shades
- 71. 1 Spike, pink or red shades
- 72. 1 Spike, blue, green or purple shades
- 73. 1 Spike, variegated

DAHLIAS

- 100. 1 Decorative
- 101. 1 Semi-Cactus or Cactus
- 102. 1 Ball

1st Prize - \$4.00 2nd Prize - \$3.00 3rd Prize - \$2.00

- 103. 3 Blooms, pom-pom, under 5 cm. (2 in.)
- 104. 6 Blooms, any variety, in container

(Continued from page 42)

juice into a large deep stainless steel pot. Stir in pectin crystals. Over high heat, bring mixture to a full rolling boil, boil hard for 1 minute. Remove from heat and skim foam if necessary. Pour into hot sterilized jars leaving $\frac{1}{4}$ inch headspace. Wipe jar rims thoroughly. Seal and process in a boiling water bath for 10 minutes. Makes 6 cups

- 751. Marmalade or chutney any variety (named)
- 752. Jelly, any variety (named)
- 753. Jam, any variety (named)
- 754. Fruit syrup, any variety (named)
- 755. Preserved large size fruit
- 756. Preserved small size fruit
- 757. Sweet mixed pickles
- 758. Bread and butter pickles
- 759. Beet pickles
- 760. Mustard pickles (named)
- 761. Relish (named)
- 762. Dill pickles
- 763. Salsa, specify hot, medium or mild



**We also have deep roots
in the community**

Congratulations to the St. Vital Agricultural
Society on another year of growth.

CROSSROADS
INSURANCE

For where you're going.

St. Vital
2-851 Dakota Street
P 204 257-3076

CLASS 14 - PRESERVES

Director in charge: Lynne Bzovy 204-256-1723

SPECIAL AWARD RIBBON FOR BEST PRESERVE

***Regulation Sealers must be used or entries will be disqualified. In sections 750, 751, 752 and 753 Regulation 1/2 Pint (250ml) or Pint (450ml or 500ml) sealers must be used. In sections 754 to 764 excluding 762 only Regulation Pint (450ml or 500ml) sealers must be used. In section 762 only Regulation Quart (1 litre) sealers must be used. All sealers must be dated and have new metal rings. (No wax on sealers)

***Prize monies sponsored in part by Save-On-Foods
1910 Pembina Hwy.

All prize monies for Preserve sections 750 - 763:

1st Prize - \$5.00 2nd Prize - \$4.00 3rd Prize - \$3.00

***Section 750 pertains to our theme

750. ChokecherryJelly, entrants must submit 1 jar using the following recipe.

Chokecherry Jelly

12 cups chokecherries,

3 cups water

After cooking should yield:

3 1/2 cups chokecherry juice

4 1/2 cups sugar,

1/2 cup . Lemon juice

1 pkg dry pectin crystals (such as Certo or Bernardin)

1. Wash and remove stems from fruit. Combine with water in a stainless steel pot and bring to a boil. Reduce heat, cover and boil gently 15 minutes. Remove from heat.
2. Pour prepared fruit into dampened jelly bag or cloth lined sieve suspended over a deep container. Let drip to collect juice. Should yield 3 1/2 cups juice.
3. Place 6 clean 250 ml mason jars on a rack in a boiling water canner; cover jars with water and heat to a simmer (180°F)
4. Set screw bands aside. Heat lids in hot water not boiling. Keep jars and lids hot until ready to use.
5. Measure 3 1/2 cups chokecherry juice and 1/2 cup lemon

CLASS 4 - BASKETS

Member in charge: Lori Graham (204)261-3192

lorigrahamwpg@gmail.com

Prize monies for all Basket Sections:

1st Prize - \$6.00 2nd Prize - \$5.00 3rd Prize - \$4.00

SPECIAL AWARD RIBBON FOR BEST BASKET

Baskets to be judged from one side only. Handles must be permanently attached. No flowers or foliage to be tied to handles. Foliage or filler optional.

112. Basket of gladiolus

113. Basket of cut flowers mixed, other than dahlias or gladiolus

114. Basket of marigolds

115. Basket of zinnias

116. Basket of flowers, no more than 30 cm. (12 in.) in any direction

117. Basket of any one kind not listed above

118. "Our shared stories our shared future" - a mixed basket arrangement including yellow and/or blue flowers.

CLASS 5 - FLOWER ARRANGEMENTS

Director in charge: Pam McFarlane 204 294-0357

pjmcfarlane@shaw.ca

Prize monies sponsored in part by Petals West Inc.

1-975 Sherwin Rd. www.petalswest.com

Prize monies for all Flower Arrangement Sections:

1st Prize - \$5.00 2nd Prize - \$4.00 3rd Prize - \$3.00

SPECIAL AWARD RIBBON FOR BEST ARRANGEMENT

Refer to rule 7 unless otherwise specified.

***An arrangement is a group of flowers designed in a container using wet flower foam (oasis) or kenzan (frog), both of which should not be visible.

*** A bouquet is a casual arrangement of flowers and foliage in a container of water with no oasis.

*****Sections 119 - 127 pertain to our theme: Agri World Tour**

119. **Indonesian- Ring of Fire-** An arrangement style; Moribana. Using a few tropical flowers or bold warm colours and or leaves, as well as sticks and branches for height and line. Keep the theme in mind when choosing the colours. A low bowl for a container. Material from any source.
120. **Into Africa-** a tall vertical design in a low container with a few flowers bold tropical style greens or house plant material. Possible flowers might be Anthurium, Protea, or ginger. Mix of material from any source.
121. **Bavarian Forest-** Using evergreens, create a triangular one-sided mass design. You can include magnolia leaves, cones, both, sprayed and natural. A 6 - 8" round ceramic bowl for a container. For the forest feel we recommend being as natural as possible. Arrangement to include glass element such as a star, bird, Christmas tree (in proportion).
122. **Norwegian Ice-** Three synergistic designs in three separate containers. The containers will be connected by colour, but may vary in style. Materials in the three containers will connect by plant material, sticks or branches.
123. **Polish Traditions-** A tall vertical arrangement in a cylindrical container. Use linear plant material and also ribbons to manipulate materials and work them into our designs. Material from any source.
124. **Holland-tulips and Gardens-** Parallel garden design or as it is sometimes called a "landscape design". You will need a long narrow container and enough flowers to make three different compositions of parallel flowers. Material from any source.
125. **Oh- Canada-** A live or dried single topiary using a red container and white and red flowers.

NOVICE SECTION - a novice is a floral arranger that has not entered in Class 5 in the St. Vital Ag Fairs.

126. **All About the Green- IRELAND** Pot de feu; Horizontal garden container with all greenery. The arranger can create container handles with greenery and all material is predominantly green
127. **Beautiful Simplicity- JAPAN** A traditional Japanese style of floral design - Ikebana. Using a base of a wood plank, wood slice or low bowl, use a curved branch and a kensan to hold 3 - 5 blooms maximum. Material from any source. Bloom colours are yellow and blue.

General Guidelines for Preserving

- always assess head space and its appropriateness for the type of food. Head space is measured down from the top rim of the jar to the top of the food. Fruit, tomatoes, sauerkraut, pickles and relishes - 1/2 in.; Jams, jellies, conserves - 1/4 in.; vegetables - 1 in.
- product pieces should be uniform in size and packed snugly; while allowing for good circulation of liquids.
- Liquids must cover the produce. Liquids should be free from cloudiness and small particles.
- should be free from defects or blemishes, or unwanted pieces, such as stones, pits. etc.
- exhibit a strong seal. Sealed lids curve downward and show no movement when pressure is applied in the center. Unsealed product is automatically disqualified!
- Must be labeled with product name, date of preparation, processing method and time - i.e. Boiling water canner for high acid foods; Pressure canner for low-acid foods.
- have been prepared within one year of the judging

Markus CHAMBERS

City Councillor

St. Norbert - Seine River

204.986.5920

markuschambers@winnipeg.ca

*Proudly Supporting
our Community*

(Continued from page 39)

wheat flour, flax seed meal, cinnamon, baking soda, and salt in a bowl. Beat together butter, brown sugar, and white sugar in a large bowl until smooth and creamy. Stir in eggs and vanilla. Stir flour mixture into creamed butter mixture until dough is just combined. Fold oats, chocolate chips, cranberries, coconut, sunflower seeds and pumpkin seeds into dough just until evenly combined. Drop by heaping tablespoonfuls onto baking sheets about 2 inches apart; press to flatten slightly. Bake cookies in the preheated oven until lightly golden at the edges, about 12 minutes. Cool on baking sheet for 10 minutes; transfer to a wire rack to cool completely.

*****Section 733 is sponsored by Rogers Foods Ltd.**

733. Rogers Healthy Muffin Contest

1st Prize - \$10.00 Gift Card & 1st place ribbon

2nd - \$5.00 Gift Card & 2nd place ribbon

3rd - \$5.00 Gift Card & 3rd place ribbon

All entrants must submit 4 muffins made with ROGERS PRODUCTS. Each entry must be accompanied by the recipe and also a Rogers Product Label &/or package. All entries will be judged on appearance, taste and texture of the baked product.

The names, addresses and recipes along with permission to use the winners name in any advertising or publicity without payment will be provided to **ROGERS FOODS LTD.** for all winners. www.rogersfoods.com

*****Section 734 is sponsored by Joan Clement, PHEc.**

734. Manitoba Fruit Pie Special

1st Prize \$25.00 2nd Prize \$15.00 3rd Prize \$10.00

Your favourite pie using traditional pastry and homemade fruit filling from Manitoba grown fruit.

New for
2024

735. Gluten-free baked product

Entry must include full recipe with submission

MIKE MOYES

Your MLA for Riel



204-421-4666

628 St. Anne's Road, Winnipeg
mike.moyes@yourmanitoba.ca

CLASS 6 - POTTED PLANTS

Member in charge: Lori Graham (204)261-3192

lorigrahamwpg@gmail.com

SPECIAL AWARD RIBBON FOR BEST POTTED PLANT

1st Prize - \$5.00 2nd Prize - \$4.00 3rd Prize - \$3.00

Only one plant per pot unless otherwise specified.

Only clean healthy plants can be exhibited.

- 150. Fern, any variety
- 151. Begonia, any variety
- 152. Coleus, any colour tones
- 153. Impatiens - double
- 154. Impatiens - single
- 155. Impatiens - New Guinea
- 156. Geranium
- 157. Cactus or Succulent
- 158. Flowering plant, any other variety (no African Violet)
- 159. Foliage plant, any other variety
- 160. African Violet, single or double
- 161. Gesneriad—gloxinia, episcia, columnea, achimenes, kohleria, streptocarpus, etc.
- 162. Succulent Garden, must be designed by exhibitor, minimum 3 plants
- 163. Fairy garden, must be designed by exhibitor, minimum 3 plants
- 164. Trailing or hanging plant, displayed in plant hanger

CONTAINER GARDENING

Design, creativity and attractiveness of planting will count in judging. Only clean healthy plants to be exhibited. The container will count for no more than 40% of points unless otherwise stated. All entries must be entirely the work of the entrant.

1st Prize - \$6.00 2nd Prize - \$5.00 3rd Prize - \$4.00

- 165. **Hang It Up** - a hanging basket with more than one variety.
- 166. **Recycle It** - a planting in a container adapted from a ready made or found object.
- 167. **Leaf it to Nature** - a container featuring only foliage plants.
- 168. **Out to Lunch** - herbs and/or vegetables in a container.
- 169. **Our shared stories our shared future** - a planter featuring yellow and/or blue suitable for celebrating Winnipeg's 150th

(Continued from page 38)

731. **Lemon Loaf**, entrants must bake and submit 1/2 loaf using the following recipe:

Lemon Loaf

1 1/2 cups all-purpose flour	2 eggs
1/4 tsp. salt	1/2 cup milk
1 tsp baking powder	2 Tbsp finely grated lemon rind
1/2 cup butter creamed	
1 cup granulated sugar	

Preheat oven to 350°F.

Grease or line a 9" x 5" loaf pan with parchment paper
Stir or blend flour, baking powder, and salt together.

In a large bowl cream butter and sugar. Add eggs, one at a time, and beat until light and fluffy. Add dry ingredients to creamed mixture alternately with milk. Combine lightly after each addition. Fold in lemon rind. Turn into prepared pan. Bake in a 350°F oven for 55-60 minutes or until cake springs back when lightly touched. Cool 5 minutes

Combine and pour over top: 2 Tbsp granulated sugar and 2Tbsp lemon juice. Remove from pan when cool.

732. **Trail Mix Cookies**, entrants must bake and submit 4 cookies using the following recipe.

Trail Mix Cookies

1 cup all-purpose flour	2 eggs
1/2 cup whole wheat flour	2 tsp. vanilla
1/3 cup flax seed meal	2 cups rolled oats
1 tsp. cinnamon	1 cup chocolate chips
1/2 tsp. baking soda	1 cup dried cranberries
1/4 tsp. salt	3/4 cup unsweetened coconut
1 cup margarine	1/2 cup unsalted sunflower seeds
1 cup packed brown sugar	1/2 cup unsalted pumpkin seeds
1/2 cup granulated sugar	

Preheat oven to 350°F. Line 2 baking sheets with parchment paper. Whisk together all-purpose flour, whole

(Continued on page 40)

(Continued from page 37)

***** Sections 727, 728, 1st Prize - \$10. 2nd - \$6. 3rd - \$4.**

727. Decorated Cake - (not to be cut) must be real cake, using blue and yellow colors — Celebrating Winnipeg's 150th.

728. Fruit cake, no icing, 4 in. square corner section

*****Sections 730 - 732 pertain to our theme**

730. Pumpkin Orange Muffins entrants must bake and submit 4 muffins using the following recipe.

Pumpkin Orange Muffins

1 cup all-purpose flour	1 egg
$\frac{3}{4}$ cup whole wheat flour	$\frac{1}{2}$ cup milk
$\frac{2}{3}$ cup brown sugar	$\frac{1}{4}$ cup melted butter cooled
2 $\frac{1}{2}$ tsp. baking powder	$\frac{1}{2}$ cup orange juice
$\frac{1}{2}$ tsp. baking soda	finely grated zest of one orange
$\frac{1}{2}$ tsp. salt	$\frac{3}{4}$ cup pumpkin puree
1tsp. cinnamon	$\frac{1}{4}$ tsp. nutmeg

Pinch of ginger and mace

Preheat oven to 400°F

Grease or add paper liners to 12 regular muffin cups

Measure dry ingredients into a large mixing bowl. Stir with a fork until well blended. Make a well in the centre.

In a separate bowl, whisk or beat together egg, milk, melted butter, juice, zest and pumpkin.

Pour into dry ingredients, stir until moist- Do not over mix

Fill prepared cups $\frac{3}{4}$ full- or divide batter evenly between the 12 muffin cups. Bake in preheated oven for 18 minutes or until wooden toothpick inserted into the centre of the muffin comes out clean. Let stand for 5 minutes before removing to wire rack to cool. Makes 12 muffins.

(Continued on page 39)

HINTS ON EXHIBITING VEGETABLES

Beans

Pods should be well matched and of good colour, clear, fresh (snap when bent), free from stringiness, fine grained, smooth, fleshy, clean and well filled. Specimens should not be washed.

Beets

Size of beets preferred is 5 to 7 cm. (2 to 2 $\frac{1}{2}$ in) diameter. Tops should be removed to 15 cm. (1/2 in.) above crown. Beets may be placed in cold water preparatory to the soil being carefully wiped off (not scrubbed). Roots trimmed back to not less than 25 mm(1 in.).

Broccoli

Broccoli is exhibited with 20 to 25 cm. (8 - 10") of stem, while the head is firm and compact and before the flower heads start to open (show yellow). All leaves on the stem should be removed except for the last 2 - 3 leaves next to the head.

Cabbage

Show cabbage should be solid, fresh, crisp and tender. Heavier specimens, other conditions being equal, receive preference. The stem should be trimmed to no longer than 15 mm (1/2 in.) and the head should be trimmed down to 2 layers of outer leaves.

Red Cabbage - should comply with the general requirements of the green cultivars, but should be as dark red as possible.

Carrots

Remove the tops 15 mm (1/2 in.) above the crown. Tap roots should be left on. Roots may be washed but not scrubbed.

Cauliflower

The head should be smooth, clean, and firm. The head formation should be dense, regular, well formed and free from fussiness and small leaves. A few lower leaves (4 to 6) should remain around the head and should be trimmed squarely across, leaving 12 to 25 mm (1/2 to 1 in.) projecting above the head. The stem should be cut to 7 to 12 mm ($\frac{1}{4}$ to $\frac{1}{2}$ in.) from the lower leaves.

Corn

One - third of the husk should be removed from tip to butt. Desirable features in sweet corn are well matched specimens that are typical of the cultivar, with ears well filled from tip to butt. The kernels should be well filled, even, closely spaced and well rounded. There should not be wide spaces between rows of kernels and the rows should be straight. The milk stage of maturity is desirable.

Cucumber

Entries should be well matched specimens, not overripe, straight, even shaped with blunt ends. Colour should be dark green, surface smooth or warty (according to cultivar). No oil or polish should be applied. Flesh should be thick, tender and crisp. Stems should be trimmed to 7mm (1/4 in.).

Garlic

The stems should be trimmed to 2 $\frac{1}{2}$ to 3 inches above the bulb. The roots should be removed. The specimen should be well matched

(Continued on page 20)

with the number of cloves representative of the cultivar. They should be well cured with bright, clean outer scales.

Onions

Mature Bulbs - The tops should be cut off 12 to 25 mm (1/2 to 1 in.) above the bulb. The roots should be removed. The specimens should be well matched, typical of the cultivar, but not less than 4 cm. (1 3/4 in.) in diameter, well ripened with a small neck and bright, clean, dry outer scales. They should be free from sprouts and doubles.

Though coarseness is to be avoided, in Spanish types, other conditions being equal, larger bulbs receive preference.

Pickling Onions - The bulbs should be well matched, preferably white, firm, well cured, skin clear, bright and clean. The specimens should be free from doubles, scallions, sprouts, and oblong onions (length of axis exceeds diameter by over 7mm (1/4 in.). The preferred diameter is 12 to 18 mm (1/4 to 3/4 in.)

Multipliers - The bulbs should be well matched, firm, well cured, skin clear, bright and clean.

Parsnips

Parsnips should be dug carefully and the soil soaked off with water, to avoid rubbing the skin. The small rootlets should be trimmed off neatly. The specimens should be well matched, firm, typical of the cultivar, of good size, not less than 2 1/2 cm. (1 in.) diameter at the crown with long, even taper and free of side roots. The skin should be clean, smooth, white, with no discolouration. The crown should be uniform, and have a small core. The tops should be trimmed to 12mm (1/2 in.) above the crown.

Peas

The pods should be picked carefully and handled as little as possible to avoid spoiling the "bloom". The specimens should be well matched, typical of the cultivar, fresh, well grown but not over mature, deep green in color with "bloom", well filled with peas which are tender, of good size, uniform and sweet. Other conditions being equal, a long pod is considered superior to a shorter one.

Peppers

The specimens should be well matched, typical of the cultivar, heavy, firm, with smooth surface and uniform in colour. About 12 mm (1/2 in.) of stem, neatly trimmed, should be present on the fruit.

Potatoes

Tubers that are bright and clean, smooth, shallow-eyed, of uniform size and one cultivar, and which are free from apparent disease, cuts, bruises, sunburn and insect damage have the greatest appeal. The size of the tuber most desirable is 250 gr. (9 oz.). Tubers weighing less are acceptable, but must be uniform in size and not less than 5 cm. (2 in.) in diameter. Disease is indicated by scabbiness, small black specks, cloudy dark spots on the skin, discoloured portions, or by actual decay. Tubers may be wiped with a damp cloth.

Tomato

The specimens should be well matched, firm, typical of the cultivar, sound, free of cracks, and large blossom end scars, smooth, clean, bright, and evenly coloured (for green classes uniform green colour). Calyx left on.

CLASS 13 - BAKING

Director in charge: Lynne Bzovy 204-256-1723

AGGREGATE AWARD FOR BAKING

SPECIAL AWARD RIBBON FOR BEST BAKING

*** All baking items listed below to be removed from pans and placed in clear plastic bags in order to facilitate the testing of the product by the judge.

*** No commercial mixes, pastries, pie fillings or baking cups are to be used.

***Prize monies sponsored in part by Save-On-Foods

1910 Pembina Hwy

***Prize monies for Baking sections 700 to 731 unless stated:

1st Prize - \$5.00 2nd Prize - \$4.00 3rd Prize - \$3.00

700. White bread (with yeast)

701. Brown bread (with yeast)

702. Yeast bread, any other variety

703. Plain buns, 4

704. Cinnamon buns, 4

705. Chocolate chip cookies, 4

706. Oatmeal cookies, 4

707. Icebox cookies, 4

708. Peanut butter cookies, 4

709. Ginger cookies, 4

710. Shortbread, 4 pieces

711. Plain tea biscuits, 4

712. Matrimonial cake, 4 squares

713. Baked slice, 4 squares

714. Fruit loaf, 1/2 loaf

715. Coffee cake, 1/2 cake

716. Crumb cake, 1/2 cake

717. Chocolate cake, 1/2 cake single or double layer, iced

718. White cake, 1/2 cake, single layer (iced)

719. Carrot cake, 1/2 cake, (iced)

720. Butter tarts, 4

***Pie shell and double crust pie can be left in pans

721. Baked pie shell, no filling

722. Double crust pie - your choice of filling

723. Fudge, 4 squares

*** The following entries to promote a healthier lifestyle

724. Nutritional cookies, 4, recipe to be included

725. Nutritional vegetable loaf, 1/2 loaf, recipe to be included

726. Nutritional muffins, 4, recipe to be included

(Continued on page 38)

HOME BAKING POINTS CONSIDERED IN JUDGING BREAD & BUNS

Appearance - individual loaf baked in rectangular pan approximately 9"x5"x3, approximately 1-2 lb. loaf, well shaped. Colour of baking: even golden brown, top and bottom.

Crust - depth about 1/8", crispness, tender yet crisp, free from cracks and excessive roughness.

Internal appearance - Colour: even, creamy, not streaky grain: small even cells, lightness, light for size; elasticity: springy; moisture: normal

Odour - sweet and free from yeasty smell.

Flavour - sweet, nutty

BISCUITS

Appearance - colour: even golden brown, no spots, free from surface flour; shape: vertical sides, level top.

Texture - even grain, light for size; flaky: will peel off into thin strips, this gives extreme lightness.

Crust flavour - tender, appetizing.

CAKES

Appearance - colour: even golden brown, no spots, free from surface flour; shape: vertical sides, level top

Crumb - colour even throughout; texture: fine, even grain; quality: tender, light, springy; moisture: not too dry, no sogginess near centre

Flavor - no decided flavour of egg, baking soda, oil or shortening.

ICING

Flavour - texture: well beaten, smooth, not granular to taste, creamy; no decided flavour of oil, shortening

PASTRY: TWO CRUST

Appearance - baking: even, golden brown, glaze should be uniform if used.

Top crust - depth: medium thickness; texture: tender, flaky; edge: finish medium thickness, evenly brown, held to lower crust.

Under crust - medium thickness, gold brown colour, flaky, tender, not soggy, well baked.

Filling - should have sufficient consistency to hold its shape when served, proportion to size of pan, medium depth, flavour characteristic to type of filling used.

One crust - same as under crust

General score card for
judging baking:
30 general appearance
30 internal appearance
40 flavour and odour
100 Total

CLASS 7 VEGETABLES

Director in charge: Dennis Brown 204 255-8323

AGGREGATE AWARD FOR VEGETABLES

SPECIAL AWARD RIBBON FOR BEST VEGETABLE

***Sections 201 to 248 with the exception of 209, 214 & 215 are to be exhibited on plates supplied by the Society. All vegetables should be cleaned.



ABOVE GROUND VEGETABLES

1st Prize - \$3.00 2nd Prize - \$2.00 3rd Prize - \$1.00

201. Beans, 4 broad
202. Beans, 4 green bush
203. Beans, 4 wax
204. Beans, 4 pole or runner
205. Beans, 4 purple
206. Broccoli, 1 head
207. Cabbage, 1 any variety
208. Cauliflower, 1 head
209. Celery, any variety, in container with water (supplied by exhibitor)
210. Sweet Corn, 2
211. Cucumbers, 4 gherkins 3 to 5 cm. (1 to 2 in.)
212. Cucumbers, 4 pickling 5 to 15 cm. (2 to 6 in.)
213. Cucumbers, 2 slicing 15 cm. (6 in.) and over
214. Herbs, 1 specimen potted - must be pot grown
215. Herbs, 3 named varieties in separate containers of water (supplied by exhibitor) attractive display to be counted in judging
216. Garlic, 2
217. Onions, 6 multiplier
218. Onions, 12 pickling
219. Onions, 4 red
220. Onions, 4 white
221. Onions, 4 Spanish
222. Onions, 4 yellow globe
223. Peppers, 2 sweet green
224. Peppers, 2 hot
225. Peppers, 2 any other colour

(Continued on page 22)

(Continued from page 21)

- 226. Peas, 4 pods
- 227. Pumpkin, 1
- 228. Rhubarb, 6 stalks
- 229. Shallots, 4
- 230. Squash, 1 zucchini, not over 20 cm. (8 in.) in length
- 231. Squash, 1 any other variety
- 232. Tomatoes with stems, 3 ripe, 6 cm. (2 1/2 in.) or over
- 233. Tomatoes with stems, 3 ripe, under 6 cm. (2 1/2 in.)
- 234. Tomatoes with stems, 6 ripe, cherry varieties
- 235. Tomatoes with stems, 3 green, 6 cm. (2 1/2 in.) or over
- 236. Vegetable marrow, 1
- 237. Eggplant, 2
- 238. Any other variety not included in list, quantity similar to varieties listed above.

BELOW GROUND VEGETABLES

1st Prize - \$4.00 2nd Prize - \$3.00 3rd Prize - \$2.00

- 240. Beets, 4 cylindrical
- 241. Beets, 4 round
- 242. Carrots, 4, 10 cm. (4 in.) or over
- 243. Carrots, 4 under 10 cm. (4 in.)
- 244. Parsnips, 4
- 245. Potatoes, 4 red or pink
- 246. Potatoes, 4 white
- 247. Potatoes, 4 any other variety
- 248. Turnips, 2

1st Prize - \$10.00 2nd Prize - \$8.00 3rd Prize - \$6.00

- 249. COLLECTION OF VEGETABLES - 8 varieties min. Quality - 60% Arrangement - 40% The collection is to occupy maximum space of six sq. feet. Fillers are not allowed.

FUN CATEGORY

1st Prize - \$3.00 2nd Prize - \$2.00 3rd Prize - \$1.00

- 250. GIANT zucchini! (judged by weight)
- 251. ODD shaped vegetable!
- 252. Collection of 3 different mature orange or yellow vegetables
- 253. Creative Vegetable Sculpture - using vegetables grown or purchased.



Brian Mayes

City Councillor
Conseiller municipal
St. Vital

Chair of the Standing Policy
Committee on Water, Waste and
the Environment

204.986.5088

bmayes@winnipeg.ca

**Services en français disponibles*

CLASS 12 - PHOTOGRAPHY



* **THEME IS "OPEN"**

* **ENTRY DEADLINE: JULY 26, 2024**

FOR INFORMATION OR ENTRY FORMS

EMAIL: agfair.photo@gmail.com

WEBSITE: www.svas.ca

* **SPECIAL AWARDS FOR: BEST PET, BEST SCENIC, BEST PORTRAIT, BEST NATURE, BEST BOTANY, BEST MACRO, BEST SPORTS.**

* There will also be a "Large Print" competition sponsored by "PHOTO CENTRAL" to be held in conjunction with the Fair.
Entry forms for both available at svas.ca

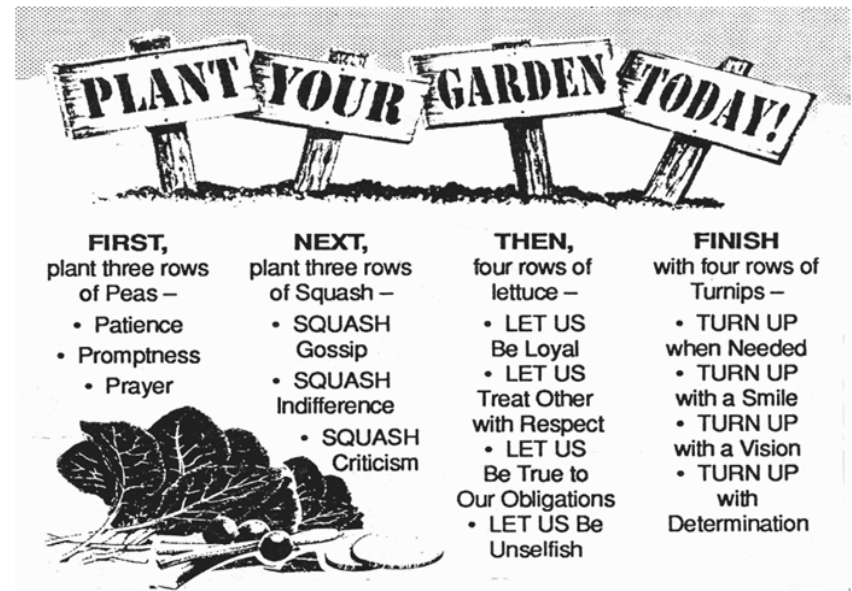
CLASS 8 - FRUIT

Director in charge: Oliver Trnka ph. 204 257-6372

SPECIAL AWARD RIBBON FOR BEST FRUIT

1st Prize - \$3.00 2nd Prize - \$2.00 3rd Prize - \$1.00

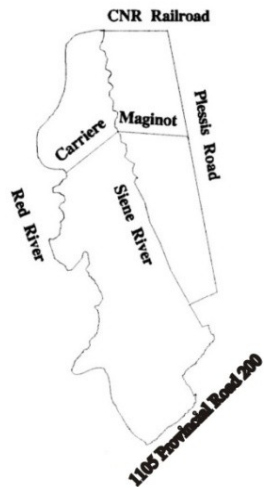
- 300. Raspberries, 12 berries, named variety
- 301. Strawberries, 12 berries, named variety
- 302. Apples, 5, named variety
- 303. Apple crabs, 5, named variety
- 304. Crabapples, 5, any named variety
- 305. Grapes, 4 bunches, named variety
- 306. Melon or watermelon, 1
- 307. Ground Cherries, 12 berries, open husk attached
- 308. Berries, 12 berries, any named variety not listed



CLASS 9 - JUNIOR GARDENING COMPETITION

Director in charge: Dennis Brown 204 255-8323

***Open to children age 8 to 14 years as of May 1st, 2024 living within these boundaries:



North - CN Rail line

East - Plessis Road

South-1105 Provincial Road 200

West - Red River

The Junior Gardening Competition is promoted by the St. Vital Agricultural Society. The competition is intended to make boys and girls aware of gardening and encourage them to develop long lasting gardening and environmental skills. Container gardening offers an alternative to a garden plot which is appropriate within an urban setting.

***A completed application form and a \$3.00 membership fee should be mailed or dropped off before May 31st to: **Dennis Brown 204 255-8323**

***The seeds pertaining to either garden will be distributed to the applicants in May. **Only these seeds may be used in the competition.**

*****Seeds sponsored by St. Vital Agricultural Society**

A: Garden Plot - 3 types of flowers & 3 types of vegetables

B: Container Garden - 2 types of flowers & 2 types of vegetables



(Continued on page 25)

Congratulations
St. Vital Agricultural Society
Annual Fair 2024

BILLIE CROSS
Your MLA for Seine River



431-323-6026
billie.cross@yourmanitoba.ca

CLASS 11 - ARTWORK

Director in charge: Karen Irvine ph. 204 253-6022
kkirvine@mymts.net

SPECIAL AWARD RIBBON FOR BEST ARTWORK AND ELIGIBLE FOR BEST OF SHOW AWARD

Original Work Only - No Copies

All entries must be completed within the last two years.
No initials or names should appear on front of the artwork.

All artworks must have wire to facilitate displaying.

***Prize monies sponsored in part by Artists Emporium
580 Roseberry St. www.artistsemporium.net

All prize monies for all Painting/Artwork sections:

1st Prize - \$5.00 2nd Prize - \$4.00 3rd Prize - \$3.00

OIL or ACRYLIC (Realist)

500. Landscape

501. Any other subject (People, animals, birds, flowers, etc.)

OIL, ACRYLIC or WATER COLOUR

502. Abstract (dramatic colouring emphasizing the expression of emotion rather than depicting objects)

503. Impressionist (making lavish use of light, color, tone or texture)

WATER COLOUR - REALISTIC

504. Landscape

505. Any other subject (People, animals, birds, flowers, etc.)

GRAPHICS

506. Mixed graphics - Pencil or ink or a combination of the two.

507. Charcoal or Pastel

508. Digital Art - Two dimensional Art created partially or totally through the use of a computer. Components such as photos, graphics, etc., must be the original work of the submitting artist.

OTHER MEDIA

509. Any other media not listed (mixed media, print, silk screen print, glasswork, fibre art, etc.)

(Continued from page 24)

400. Junior Garden Competition

1st Prize - \$15.00 AND JUNIOR GARDEN PLAQUE

2nd - \$11.00 3rd - \$7.00 4th - \$6.00 5th - \$5.00

Designing and Maintaining the Garden Plot

- The garden should be approximately 3 metres by 3.7 metres (10 feet by 12 feet) or equivalent area.
- The garden should be located in an area which is well drained, sunny and away from trees.
- The garden does not have to be located at home, however it has to be within the boundaries listed on page 24.
- Flowers may be located at one side of the plot and vegetables at the other side or flowers in flower borders may be incorporated into the general design of the garden.
- The rows of seeds should be marked out and the seeds planted evenly.
- When the seedlings emerge from the ground, thin sufficiently so that each plant will have ample space to develop properly.
- As flowers mature, the old blooms should be removed.
- Water plot when necessary.
- Control weeds at all times.
- Cultivate soil between rows when necessary to keep soil in good condition.
- Control insects and diseases using organic products.

Parents may assist the Junior Gardeners in preparing the ground and in spraying (when necessary) to control insects and diseases. **The rest of the work must be done by the Junior Gardener.**

The gardens will be judged before the fair. Prizes will be awarded on the basis of:

Condition of the crops	25 points
Layout of the garden	15 points
Insects and Disease	20 points
Weed control	20 points
Cultivation	<u>20 points</u>
Total	100 points

(Continued on page 26)

***Section 403 is sponsored by Oliver Trnka in memory of his wife Brenda.

1st - \$5.00 2nd - \$4.00 3rd - \$3.00 4th - \$2.00 5th - \$1.00

403. CONTAINER GARDENING COMPETITION

- Containers with a min. depth of 15 cm. (6") and drainage holes such as planters, window boxes, large flower pots, plastic garbage cans, half barrels
- One or more containers to have a combined surface area of at least 2 square feet per crop variety
- attention to layout in regard to placement of containers and ample spacing between plants within containers
- A recommended mix of soil for container gardening is:
6 parts good top soil 3 parts peat moss 2 parts sand slow release fertilizer at a rate of 99 grams (2 oz.) per 12 litre pail of mix
- When the seedlings emerge from the ground, thin sufficiently so that each plant will have ample space to develop properly.
- Regular watering required - every 1 to 2 days depending on size of container.
- From mid July to September, weekly applications of liquid fertilizer are recommended. Five mL(1 teaspoon) of Hi-Sol 20-20-20 per 4 litres of water.
- As flowers mature, the old blooms should be removed.
- Control weeds at all times.
- Cultivate soil between plants when necessary to keep soil in good condition.
- Control insects and diseases using organic products.

***Parents may assist the Junior Gardeners in preparing the containers and in spraying (when necessary) to control insects and diseases. The rest of the work must be done by the Junior Gardener.

***The container garden will be judged before the fair.
For the ease of judging, please keep containers for each entrant together. Prizes will be awarded on the basis of:

Condition of the crops	25 points
Insects and Disease	25 points
Weed control	25 points
Cultivation	<u>25 points</u>
Total	100 points

(Continued on page 27)

***Section 464 only - 1st Prize (\$10.00 Gift certificate) is sponsored by Lizzy B's Needle Art Supplies & Custom Picture Framing 39 St. Anne's Road www.lizzyb.ca

- 464. Needlepoint or cross stitch
- 465. Jewelry, any article
- 466. Sewing, 1 article of clothing
- 467. Picture or sculpture made from paper mache or modeling clay
- 468. Stuffed doll or toy
- 469. Patchwork article
- 470. Decorated clothing, 1 article (clothing may be purchased)
- 471. Drawing, any media
- 472. Hand-drawn poster, any media
- 473. Painting, any media
- 474. Graphic or computer art of a city scape
- 475. Handmade greeting card
- 476. Colouring page (from adult colouring book)
- 477. Collage
- 478. Original poetry
- 479. Lego creation, **NO KITS**, not larger than 10" x 12"
- 480. Woodwork, any article
- 481. Metal work, any article
- 482. Clay work
- 483. Ecology project, any useful article made out of recycled material
- 484. Any occasion decoration
- 485. Collection of 4 photos, taken by exhibitor, suitably mounted
- 486. Collection of 3 crafts, using 3 different craft techniques (displayed on a tray)

***Section 487 is sponsored by Debbie Innes

1st prize \$10.00, 2nd - \$8.00 3rd - \$6.00 4th - \$4.00



487. 1-Board Bird House, hand-made as per plan on the website, www.svas.ca. *Or your own design*, The entry can be enhanced with example, decorative painting, and should include a means to mount or hang the bird house.

488. Any other article, not listed

*****Section 442 only - 1st Prize (\$10.00 Gift certificate) is sponsored by Carellan Sewing Centre, 1685 Corydon Ave.**
www.carellansewing.com

442. Sewing, 1 article

*****Section 443 only - 1st Prize (\$10.00 Gift certificate) is sponsored by Lizzy B's Needle Art Supplies & Custom Picture Framing 39 St. Anne's Road www.lizzyb.ca**

443. Needlepoint or cross stitch

444. Collection of 3 photos, taken by exhibitor, suitably mounted

445. Jewelry, any article

446. Picture or sculpture made from paper mache or modeling clay

447. Hand-drawn picture, 8 1/2" x 11", pencil (black/coloured)

448. School Art, any media

449. Colouring page (from adult colouring book)

450. Original poetry

451. Collage

452. Lego creation, **NO KITS**, not larger than 8" x 10"

453. Ecology project that depicts a city, made out of recycled material

454. Any Holiday decoration

455. Collection of 3 crafts, using 3 different craft techniques (displayed on a tray)

456. Handmade greeting card

457. Any other article, not listed

12 to 16 YEARS - SECTIONS 458 to 487

1st Prize - \$3.00 2nd - \$2.00 3rd - \$1.50 4th - \$1.00

*****Displayed in new zip-lock bags. No Commercial mixes.**

458. Drop cookies, 4

459. Muffins, any variety, 4

460. Brownies, 4 pieces

461. Fudge, 4 pieces

462. Cupcakes, iced, 4

*****Section 463 only - 1st Prize (\$10.00 Gift certificate) is sponsored by Carellan Sewing Centre, 1685 Corydon Ave**
www.carellansewing.com

463. Quilted article

(Continued from page 26)

Junior Gardeners are encouraged to enter their flowers and vegetables in sections 404 to 415 at the St. Vital Agricultural Society's 113th Annual Display & Fair. Refer to pages 11, 12, 19 & 20 for preparing exhibits

EXHIBITS FROM GARDEN PLOT

All prize monies for Sections 404 to 415:

1st Prize - \$4.00 2nd - \$3.00 3rd - \$2.00 4th - \$1.00

404. Beans, 4

405. Beets, 4

406. Carrots, 4

407. Centaurea (Bachelor Buttons), 4 stems

408. Marigold, 4 blooms

409. Zinnia, 4 blooms

410. Bouquet using any one variety of flower from the junior garden, any foliage.

411. Bouquet using mixed flowers from junior garden, any foliage.

EXHIBITS FROM CONTAINER GARDEN

*****Sections 412 to 415 are sponsored by Oliver Trnka in memory of his wife Brenda**

412. Carrots, 4

413. Cucumbers, 2

414. Zinnia, 4 blooms

415. Marigold, 4 blooms



CLASS 10 - JUNIOR EXHIBITS

Member in charge: Debbie Innes 204 269-7471

***All exhibits must be grown by or be the work of the exhibitor, unless otherwise stated.
Refer to pages 11, 12, 19 & 20 for hints on preparing exhibits.

AGGREGATE AWARD FOR JUNIOR EXHIBITS SPECIAL AWARD RIBBON FOR BEST JUNIOR EXHIBIT

All prize monies for all Junior Exhibits unless stated:

1st Prize - \$3.00 2nd - \$2.00 3rd - \$1.50 4th - \$1.00

- 416. Nature's mistake, odd shaped vegetable
- 417. Tomatoes, 2 green, named variety
- 418. Beans*, 4
- 419. Carrots*, 4
- 420. Collection of vegetables, minimum 4 kinds, 2 of each.
Display to count in judging
- 421. Marigold *, 4 bloom
- 422. Petunia, 4 blooms
- 423. Floral bouquet, using fresh flowers and foliage (not wild flowers)

***Junior Gardeners not eligible for the above marked three categories.

***Section 424 & 425 are sponsored by Val Johnson:

1st Prize - \$4.00 2nd - \$3.00 3rd - \$2.00 4th - \$1.00

- 424. "Bee-you-tiful Bumblebee" - yellow flowers in a low container to represent a bumblebee. Material from any source.



- 425. "The Polar Bear" - white flowers in a simple rustic design. May include rocks and other bear habitat. This design is to bring a bear to mind but not to be too literal. Have fun with it! Material from any source.



(Continued on page 29)

(Continued from page 28)

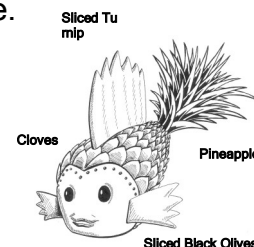
HORTISCUPTURE

***Vegetables, etc. used in sections 426 to 428 need not be grown by the exhibitor.

1st Prize - \$3.00 2nd - \$2.00 3rd - \$1.50 4th - \$1.00

Use vegetables, fruit and/or berries to create unique varieties of sculpture. Assemble with the aid of toothpicks, branches, wire and lots of imagination.

Name your creation.



- 426. 7 years and under
- 427. 8 to 11 years
- 428. 12 to 16 years

This funny fellow is one of the many creatures that can be made from things that grow!

***Section 429 is sponsored by Lenore Linton:

1st Prize - \$4.00 2nd - \$3.00 3rd - \$2.00 4th - \$1.00

- 429. Create a fairy garden, use your imagination. Age 16 & under.

7 YEARS AND UNDER - SECTIONS 431 to 437

1st Prize - \$3.00 2nd - \$2.00 3rd - \$1.50 4th - \$1.00

- 431. My favourite cookies, 4
- 432. Hand-drawn picture of a city scape, crayon or marker
- 433. Popsicle stick art
- 434. Lego or Duplo creation, no kits, approximately 8" x 10"
- 435. Handmade card
- 436. Any holiday decoration
- 437. Any other article, not listed, ex. diorama

8 to 11 YEARS - SECTIONS 438 to 457

1st Prize - \$3.00 2nd - \$2.00 3rd - \$1.50 4th - \$1.00

- ***Displayed in new zip-lock bags. No Commercial mixes.
- 438. Drop cookies, 4
- 439. Fudge, 4 pieces
- 440. Cupcakes, iced, 4
- 441. Cereal based square, i.e. Rice Krispies, 4 pieces

(Continued on page 30)